

# 2023 Kentucky Point-in-Time Count Preliminary Findings

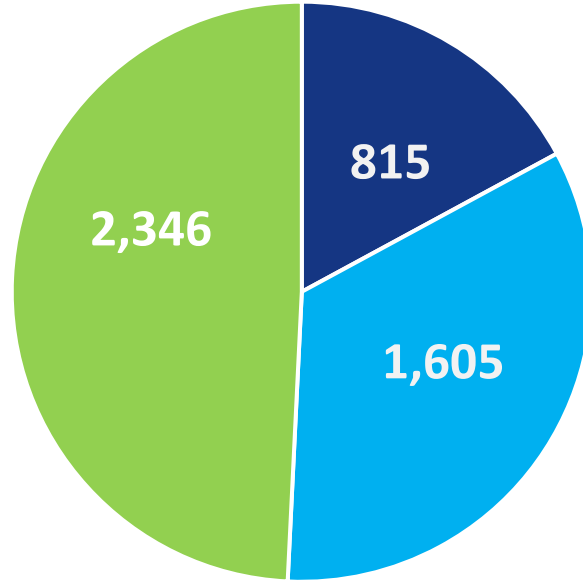
KY BoS CoC Membership Meeting

May 18, 2023

# Point-in-Time Count Background

- The PIT helps determine the estimated number of people experiencing literal homelessness on any given night in Kentucky by taking a snapshot of the scope of homelessness on one night (i.e., PIT).
- The PIT only identifies a subset of individuals and families that meet certain components of HUD's definition of homelessness.
- The focus is on people who are "Literally Homeless"
- Literal Homeless means the person is sleeping in an emergency shelter, transitional housing program specifically for people experiencing homelessness, or sleeping outside/other places not meant for regular human habitation.

2023 Kentucky Point-in-Time Count  
Total People (All CoCs)



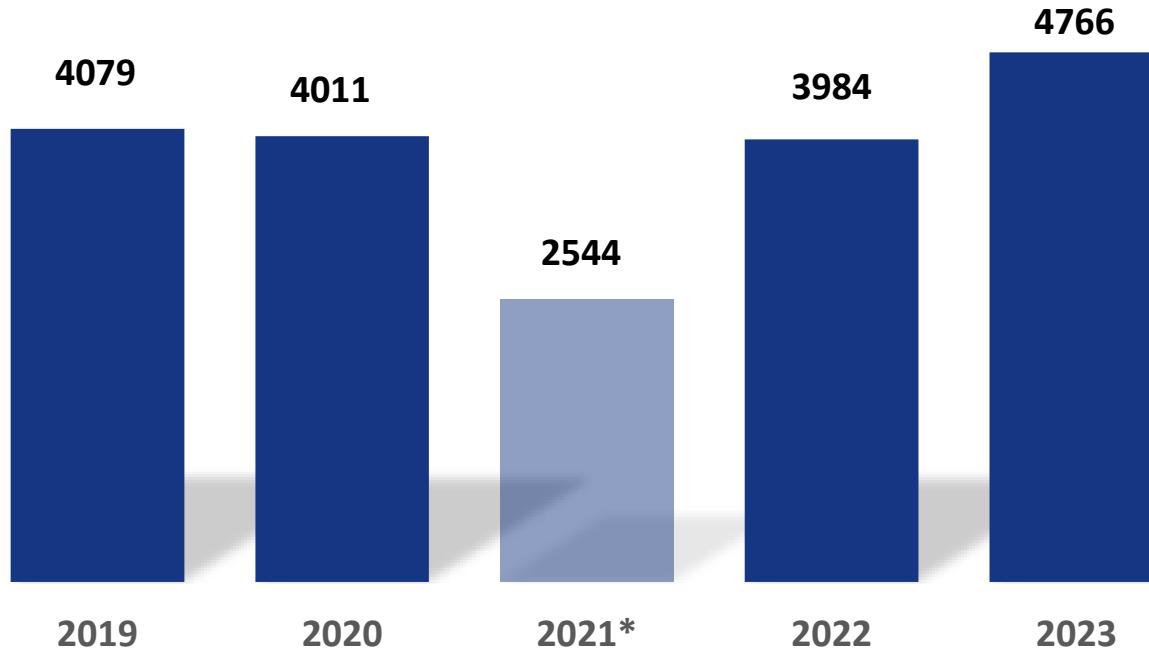
Total = 4,766

■ Lexington

■ Louisville

■ Balance of State

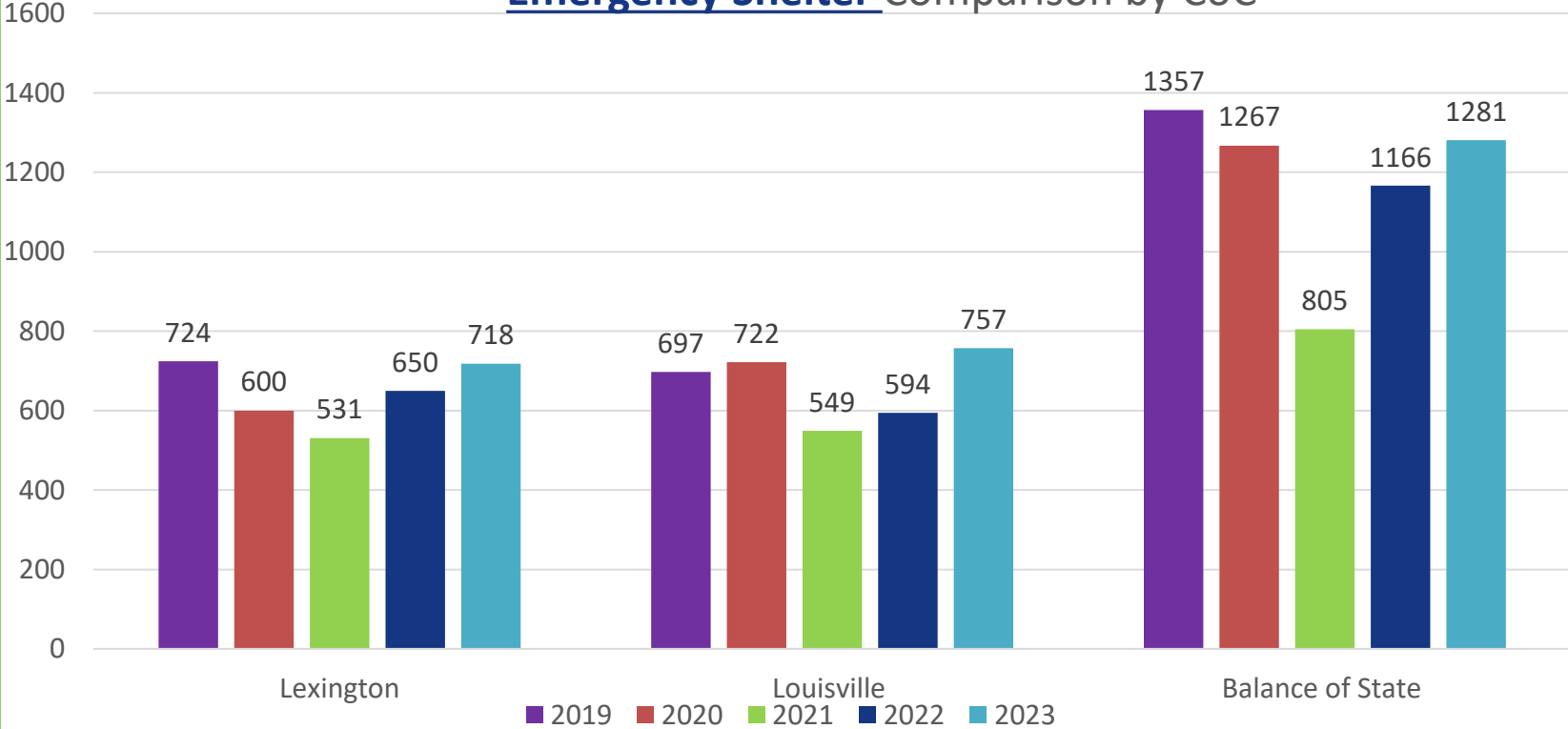
## 2019 -2023 Kentucky Point-in-Time Count Comparison Kentucky Total



\* Due to Covid-19 precautions, the KY BoS CoC and the Lexington CoC did not conduct unsheltered counts of people sleeping outside for the 2021 PIT. All other years presented in this chart include both sheltered and unsheltered for all CoCs.

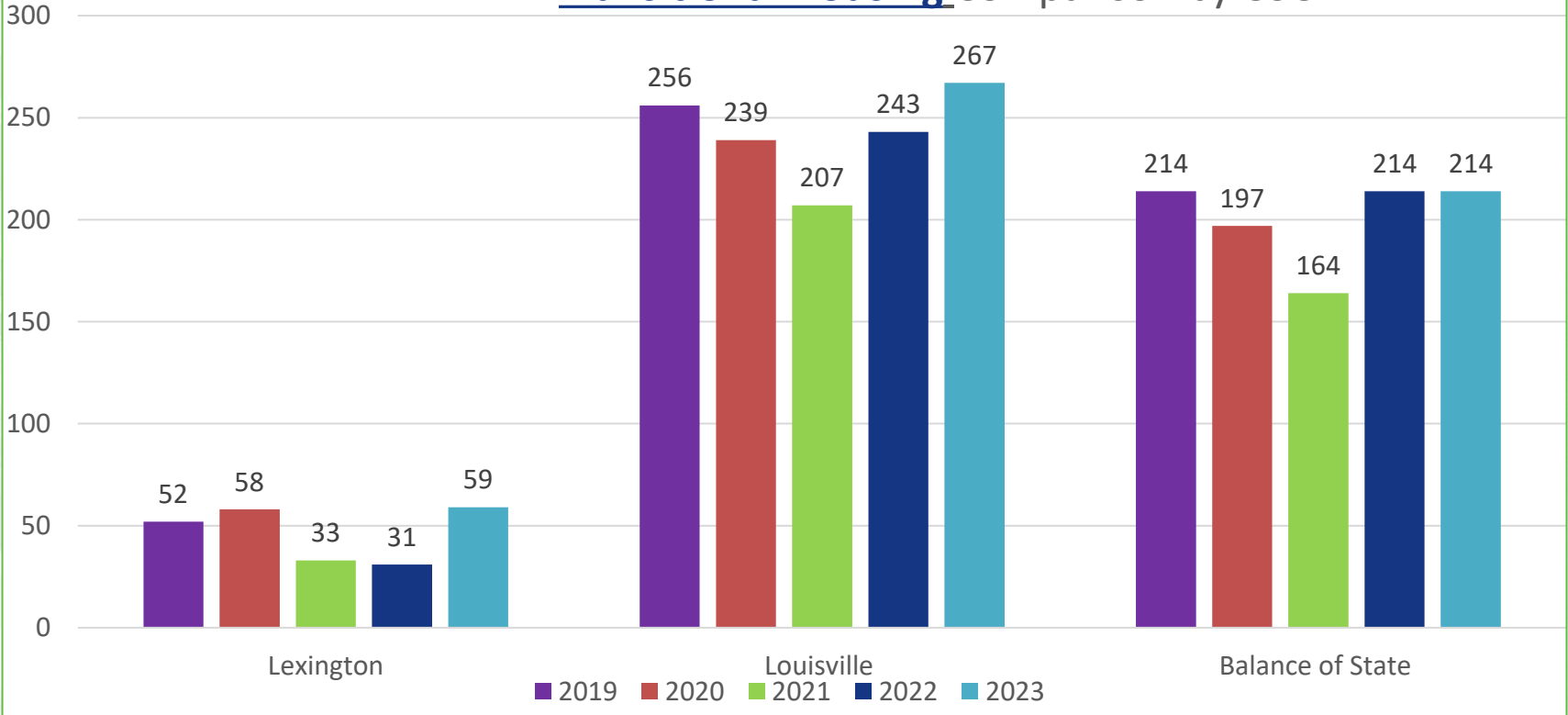
# 2019 -2023 Kentucky Point-in-Time Count

## Emergency Shelter Comparison by CoC



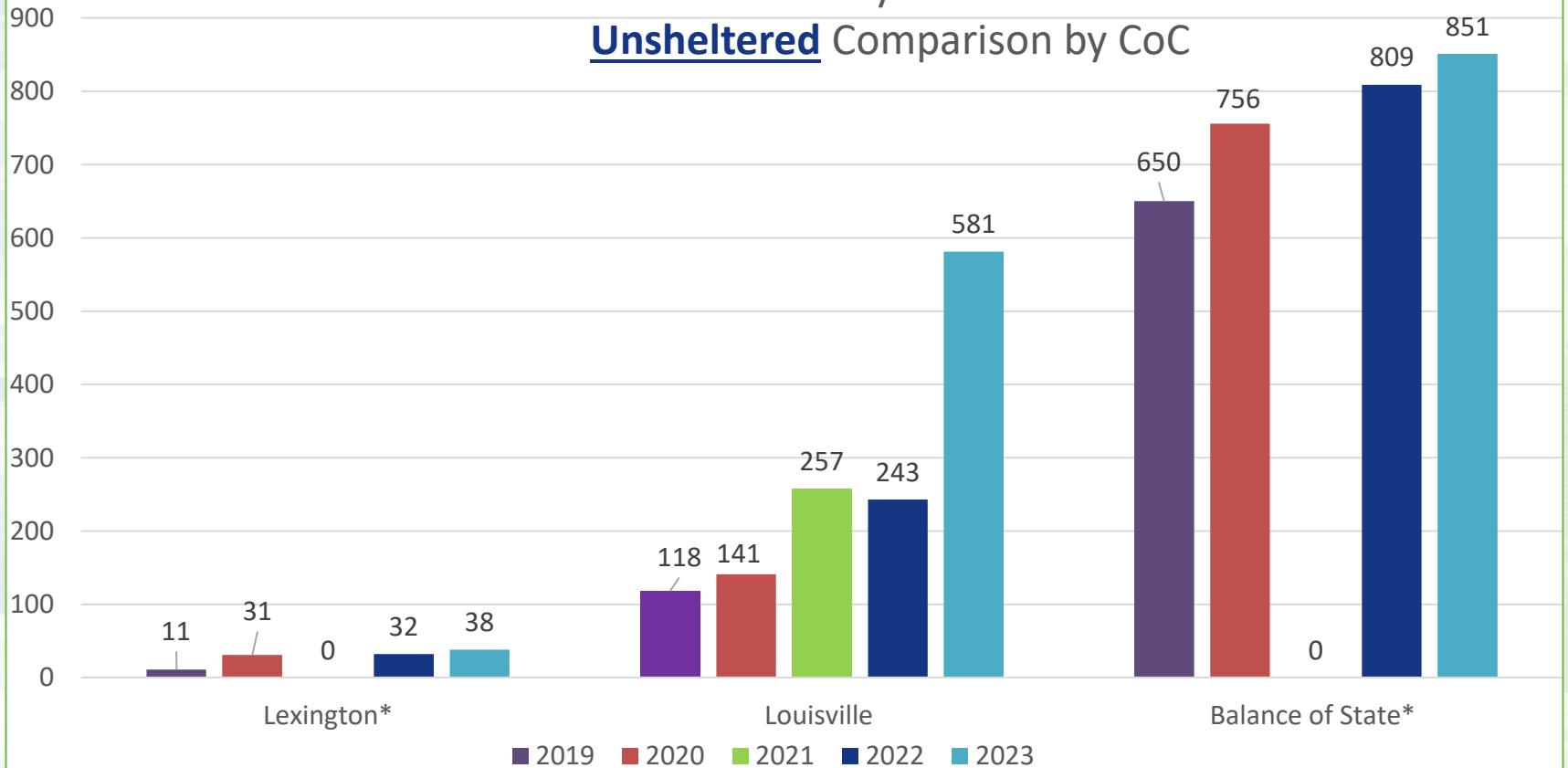
# 2019 -2023 Kentucky Point-in-Time Count

## Transitional Housing Comparison by CoC



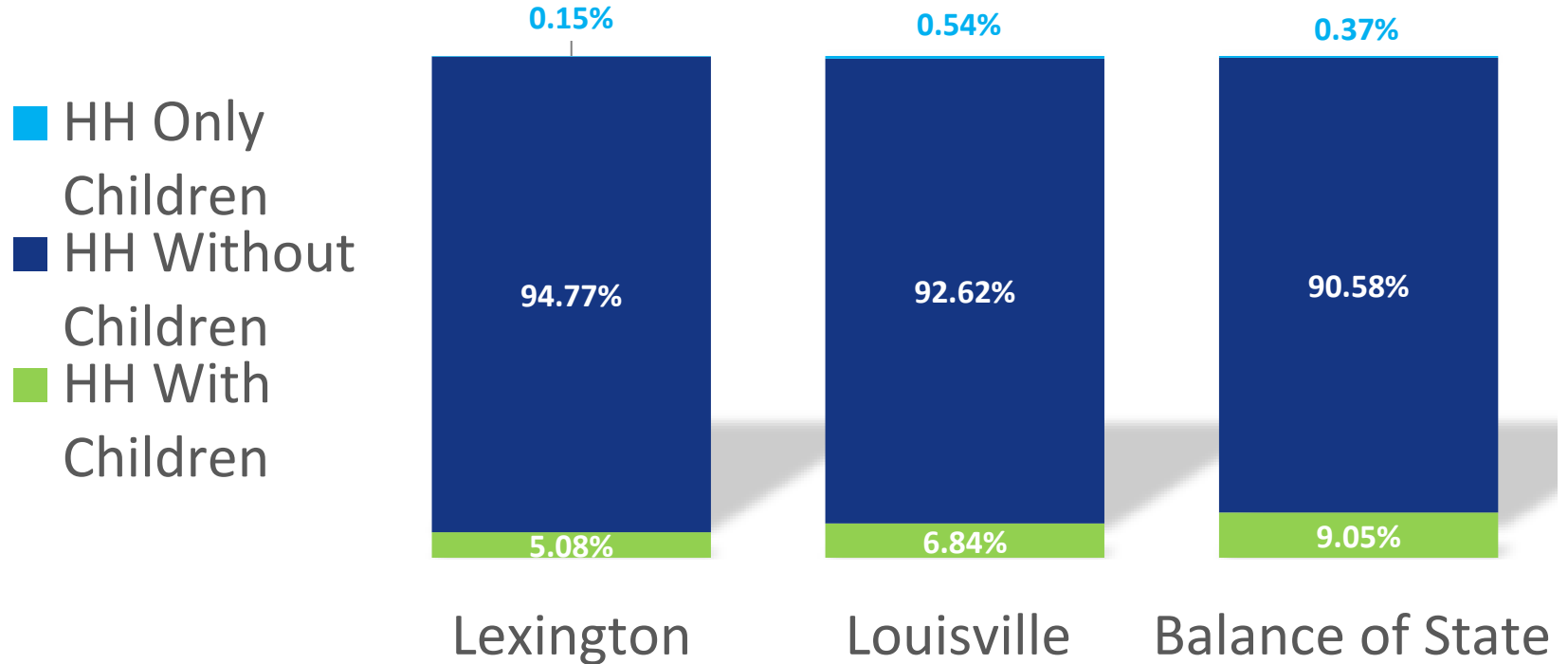
## 2019 -2023 Kentucky Point-in-Time Count

### Unsheltered Comparison by CoC



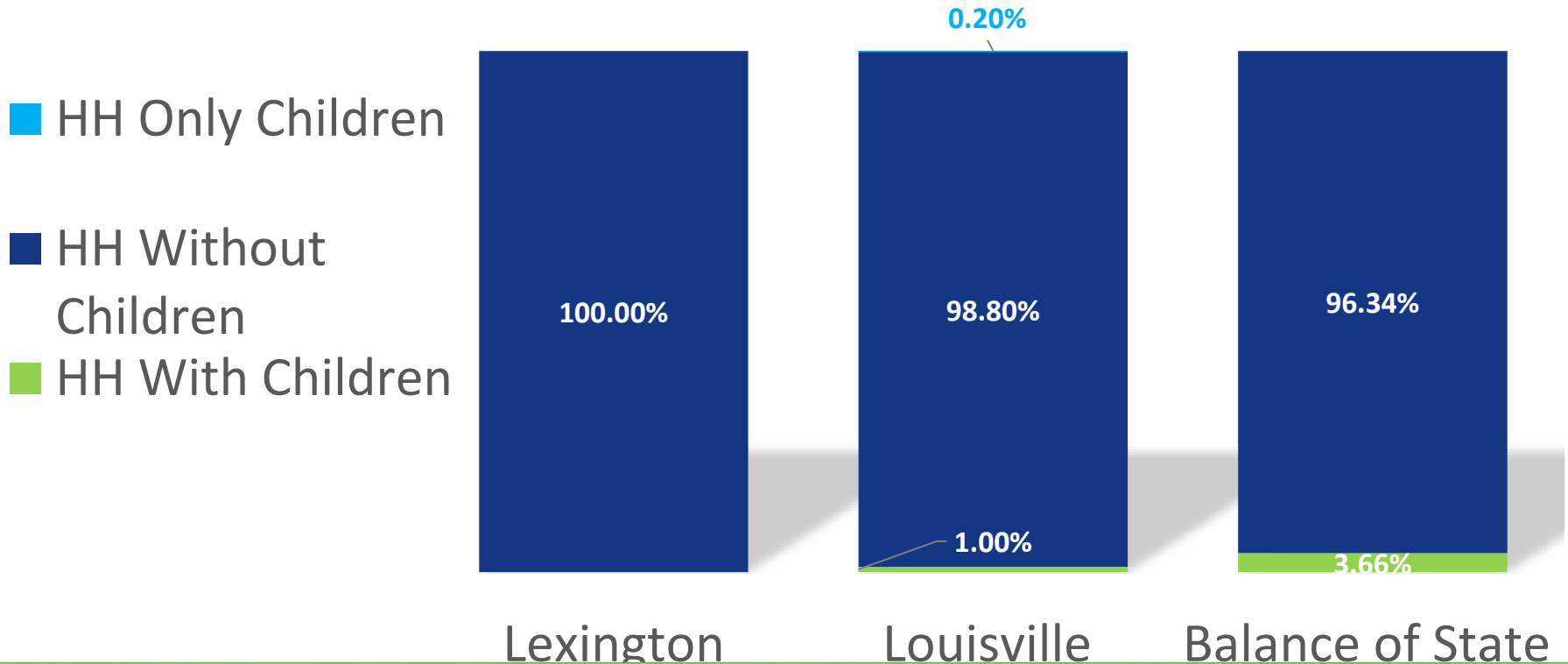
\*Note: An unsheltered count was not conducted in Lexington or the Balance of State in 2021

# 2023 Kentucky Point-in-Time Count Household Type Breakdown by CoC



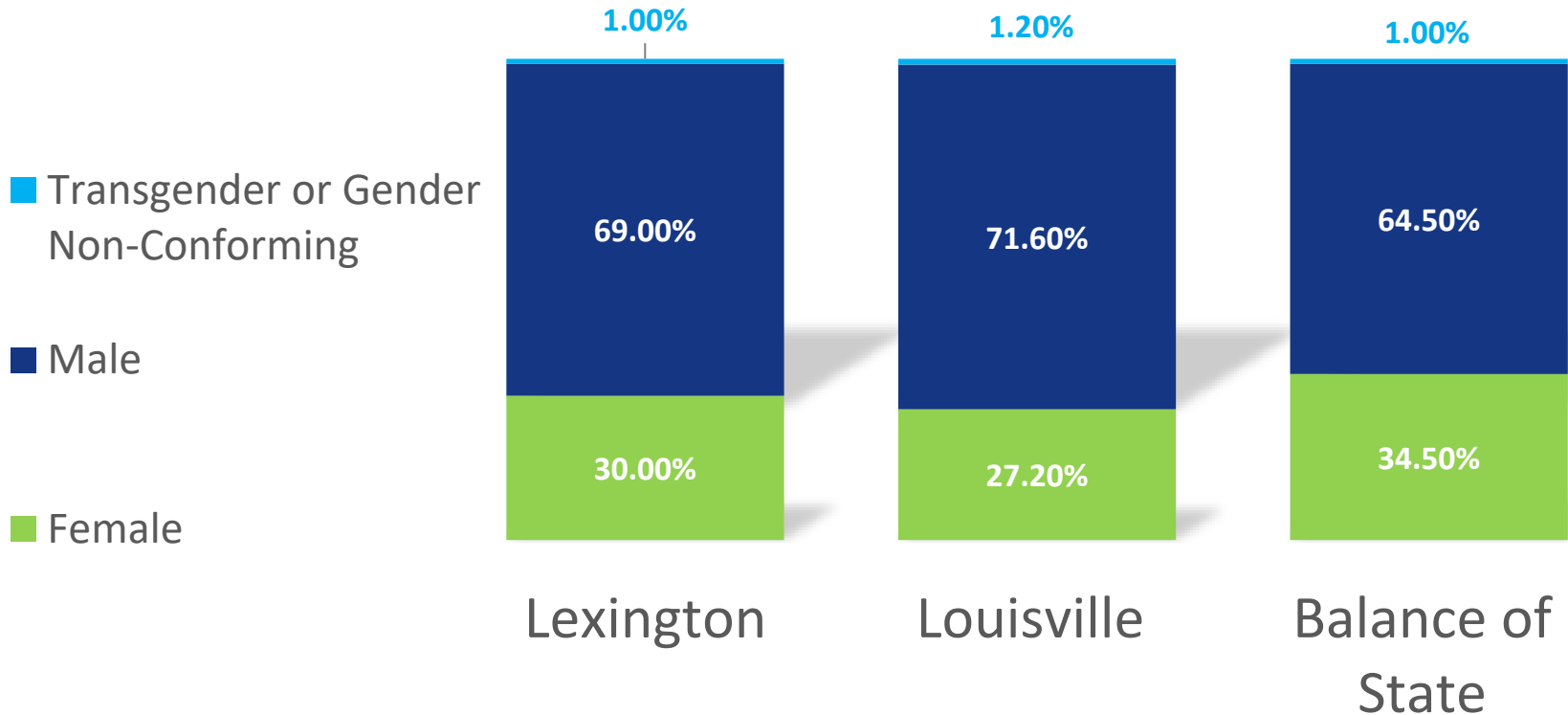
# 2023 Kentucky Point-in-Time Count

## Unsheltered Household Type Breakdown by CoC



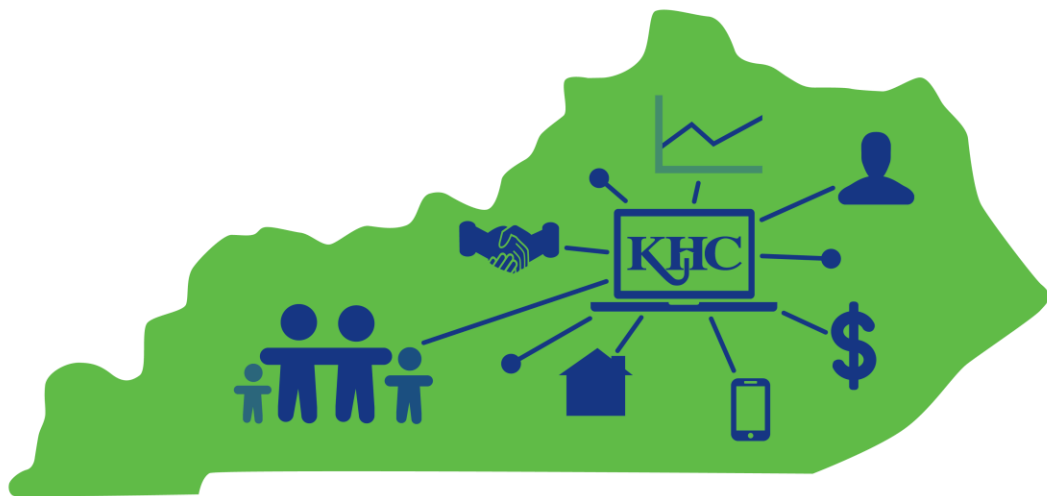
# 2023 Kentucky Point-in-Time Count

## Unsheltered Gender Breakdown by CoC



# 2023 Special Populations Balance of State CoC ONLY

- Chronically Homeless: 306 (increase of 28)
- Veterans: 155 (increase of 41)
- Unaccompanied Youth: 123 (no change)
- Parenting Youth: 34 (increase of 9)



# KYHMIS

Kentucky Homeless Management Information System

# ESG CV IMPACT

## ■ (Pre-pandemic)- 7/1/2019 to 6/30/2020

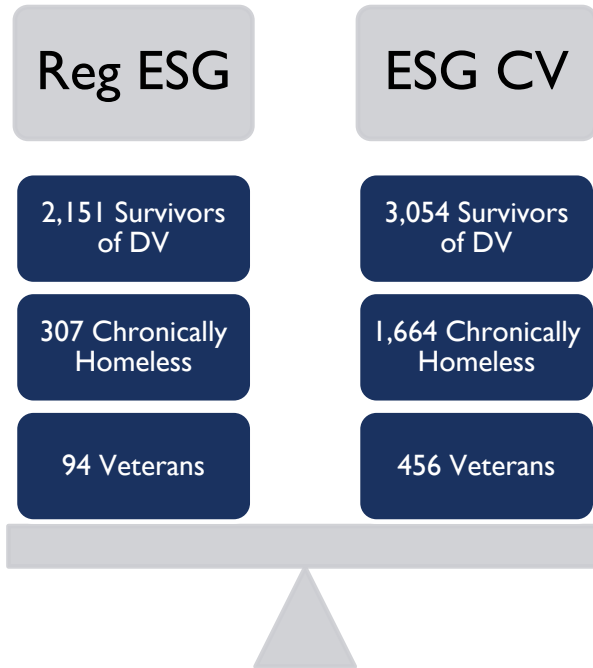
- ESG programs served 5,209 people
- 69.32% (3,611) total people were served in **Emergency Shelter**
  - 75.10% (2,446) total households
- 23.23% (1,210) total people were served with **Rapid ReHousing**
  - 20.02% (652) total households
- 6.12% (319) total people were served with **Prevention**
  - 3.72%(121) total households
- .044%(23) total people were served with **Street Outreach**
  - 0.61% (20) total households

## ■ ESG CV Impact (3/20/2020-3/31/2023)

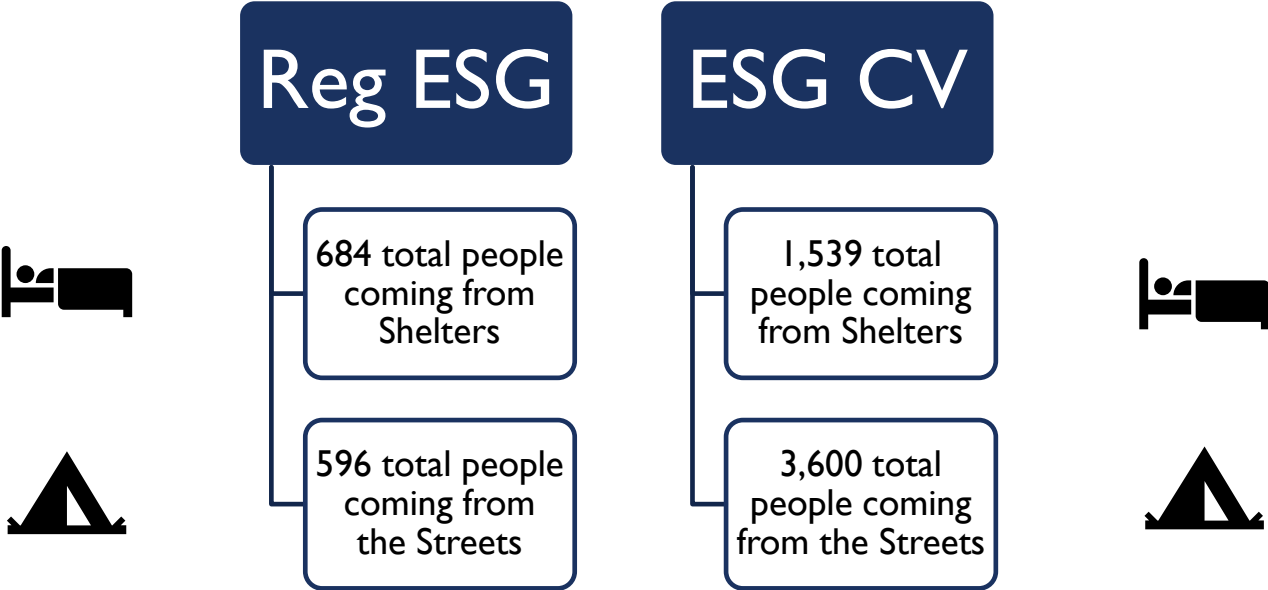
- ESG CV programs served 12,181 people
- 47.91% (5,836) total people were served in **Emergency Shelter**
  - 53.22% (4,648) total households
- 17.10% (2,083) total people were served with **Rapid ReHousing**
  - 14.23% (1243) total households
- 14.14% (1,722) total people were served with **Prevention**
  - 8.96% (783) total households
- 17.91% (2,182) total people were served with **Street Outreach**
  - 19.90% (1738) total households



# SPECIAL POPULATIONS



# PRIOR LIVING SITUATION



# RRH



Reg ESG RRH

- 793 Total Persons moved into housing



Reg ESG CV RRH

- 1,673 Total Persons moved into housing



Reg ESG RRH

- Average LOT to Housing 27.2 | Reg ESG RRH



Reg ESG CV RRH

- Average LOT to Housing 45.85 DAYS



Reg ESG RRH

- 107 Total People exited without a move in

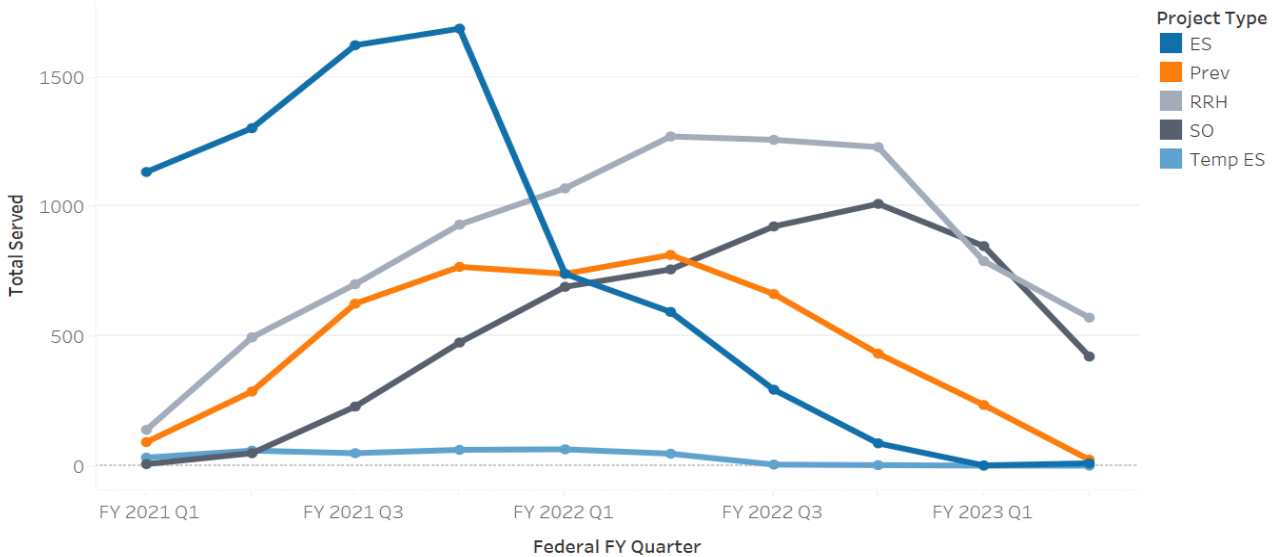


Reg ESG CV RRH

- 371 Total People exited without a move in



## ESG CV Total People Served by Quarter October 1, 2020-March 31, 2023



The trend of sum of Total Served for Report End Date Quarter. Color shows details about Project Type. The data is filtered on Funding Source and Reporting Timeframe. The Funding Source filter keeps ESG CV. The Reporting Timeframe filter keeps Quarterly.

# Housing Connector Team

Samantha Young

# Increase in KHC Special Purpose Vouchers

HCV Special Program	Additional Vouchers	Allocation Date	Requires KY BoS CoC Collaboration?
Mainstream: Non-Elderly Disabled	60	Aug-2020	No
Mainstream: Non-Elderly Disabled/Homeless	200	Jul-2020	Yes
Mainstream: Non-Elderly Disabled/Homeless	100	Mar-2021	Yes
Emergency Housing Vouchers (EHV)	257	Jul-2021	Yes
<b>Total</b>	<b>617</b>		

# Emergency Housing Vouchers

## PHA and CoC Coordination

### CoC- KHCs Housing Contract Administration

- Establish Order of Priority for Referrals to EHV program
- Assessing eligible households for EHV and services, if needed.
- Referring eligible households to the PHA for EHV.
- CoCs may also assist referred households in completing and obtaining necessary documentation for the EHV application process.

### PHA- KHCs Tenant Assistance Program

- Review applications, certify program eligibility, conduct annual recertifications
- Conduct HQS Inspections and approve units for leasing and contracts.
- Determine amounts and pay Housing Assistance Payments to LLs
- Monitoring program performance and compliance of participants and owners.

# Barriers to Success

## Mainstream Voucher Program Stats

Vouchers Available	Referrals Received	Units Leased-Up	Applications Denied
300	390	52	162
<i>% of Vouchers:</i>	<i>130%</i>	<i>17%</i>	<i>54%</i>

\*As of September, 2021- used to make the case for the HCT

- Increase in Vouchers in new service areas (118 Counties vs. 87)
- Increasingly High Rental Rates, Low Vacancy Rates
- New Programs/ New Processes/ Learning Curves
- Long and difficult HCV Processes due to Federal Regulations and Requirements






# Housing Connector Team

- HCT is housed within the HCA Department of KHC
  - Direct Service Experience
- Boots on the Ground Approach
- Liaison between Voucher Holder, Case Manager, KHC's HCV Department
- From Referral to lease up- and Recertifications!

# Why do we need this team?



# EHV Lease Up Process

- Referral 
  - EHV Referral Packet and Supporting Documentation
    - Ensure all signatures income and asset verification, DOB and SSN verification is returned.
- Briefing and Voucher Issuance 
  - HH creates online account in what's called Rent Café
  - HH must 30-minute virtual EHV Program Briefing video
  - Voucher is issued and Housing Search Begins!
- Housing Search/ Landlord Outreach and Negotiation 
  - Lease in Place vs. Housing Search
  - Calling/ Going Door to Door
  - Reaching out to our CoC Partners
- Leasing Documents 
  - Large Landlord Packet
  - HCT has started either going to LL in person OR setting up Zoom to share their screen and walk them through packet virtually.
- Unit Eligibility 
  - Lindsey must coordinate with other teams in HCV
    - Rent Comps
    - Financial Dept/ etc.
- HQS Inspection Scheduling (Another Team in TAP) 
  - RFI goes from Lindsey to inspection team
  - Inspection team coordinates inspection date with LL and or Tenant
- HQS Inspection Day 
  - Pass
    - Can proceed and lease up!
  - Fail
    - if LL makes repairs, can reschedule. If not, Start Housing Search again
    - This step often includes further negotiation/ reminder of LL incentives and reasons why renting to EHV Holder is a good idea!
- Returning signed lease 
  - Security Deposit Voucher
  - Utility Deposit Vouchers
  - Movers Vouchers



# KHCs EHV Program

## Total Voucher Allocation = 257

### August 2021- February 2022

- Total Referrals Received: 90
- 16 Lease ups
- 6% Utilization

### February 2022- To Date

- Total Referrals Received 410
- 169 Lease ups
- 65% Utilization

# Padmission Overview



## What is PAdmission?

PAdmission is an innovative web-based platform for CoCs and PHAs to manage landlord relationships and assist individuals and families in their housing search.

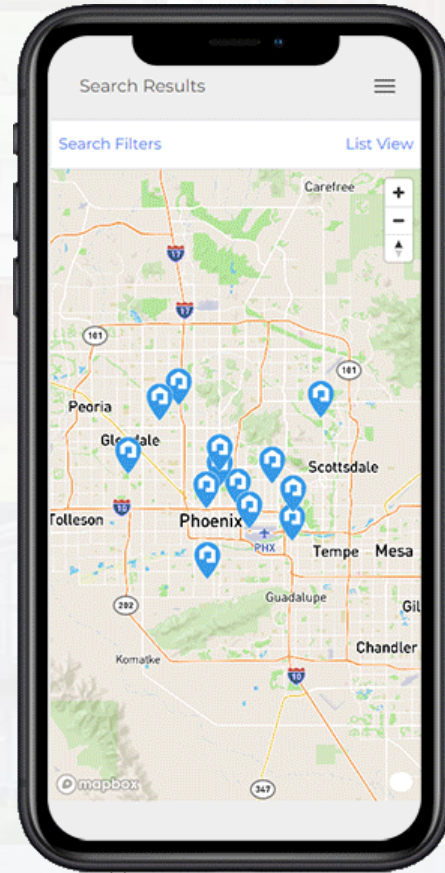
PAdmission is designed to:

- Strengthen and align efforts in **landlord engagement**
- Real-time housing search assistance **targeted by funded resources**
- Eliminate timely “cold-calls” and program pitches to landlords
  - **Reduce** housing search times
- **Streamline** landlord education efforts of existing rental subsidy programs across the KY BoS
- Track performance with **analytics and reports**
- **Expand** housing opportunities

PAdmission was founded by Michael Shore, CEO of HOM, Inc and Kevin Mckee, CEO of Intellow, LLC in response to HUD issued guidance to Emergency Solutions Grants (ESG) and Continuums of Care (CoCs) by which HUD encouraged CoCs to “develop a system-level tool or database to collect and maintain available units and landlord contact information”. PAdmission provides CoCs and homeless service organizations with the tools to do just that.

# HOW IT WORKS

- Admission is like other online housing search services in that it allows landlords to list and market their properties to prospective tenants. However, it differs in that it is a closed platform just for KHC, our housing partners and voucher holders across the state.
- Landlords list properties and indicate which programs they will accept in their listings.
- Participants and case managers can search for properties and units that accept the housing resource to which they received a referral for.
- KHC staff work alongside our landlord and housing partners to update the listings so that the information is updated making the housing search process easier to all involved.



# Where we are now

- Current # of Property Managers

201

- Total # of Units

1553

- Current # of Available Units

118

- Current # of properties in Prospect Status

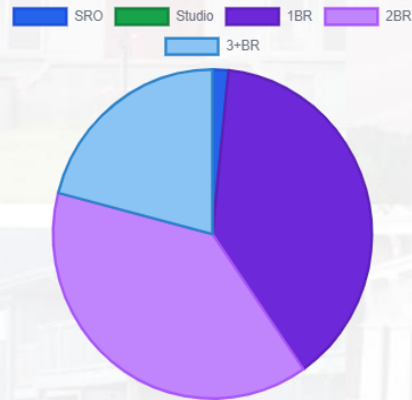
23

- Current # of Participating Agencies

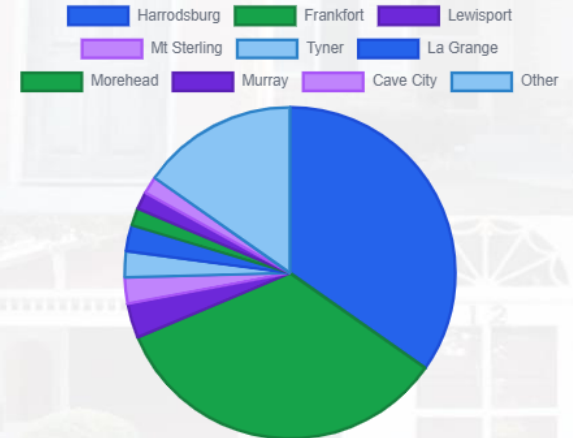
8

(Only open to Bluegrass Region as we are staggering the registration based on unit availability in Padmission.)

Available Units by Size



Available Units by City



# Where We're Heading

- Continued Onboarding Training rollout until all LPC regions are trained and registered for Padmission over the next couple of months.
- Continued LL engagement and recruitment
  - continued cold calls to recruit LL's (HCV lists and partner agency lists)
  - leads or LL's from agencies
  - landlord forums and participate in landlord meetings
- Develop and provide landlord onboarding training and training for providers to use locally for effective housing navigation and landlord recruitment.

**FY2022 CoC Competition  
and  
FY2022 CoC Special NOFO Competition**

KY BoS CoC Membership Meeting

May 18, 2023

# FY2022 CoC Competition

- Received all grants requested by the CoC totaling \$14.2 M!
- 62 projects total
- 57 Renewal Projects
- 4 New/Expansion Grants
- 1 Planning Grant

# CoC Special NOFO Competition

- Received \$11.4 M
- 21 New Projects
- 10 New Projects from the Rural Set-Aside
- 11 New Projects from the Unsheltered Set-Aside

# Rural Set-Aside Projects

- Big Sandy LPC Street Outreach (Mountain Comprehensive Care Ctr.)
- Buffalo Trace LPC PSH (Welcome House)
- Buffalo Trace LPC Street Outreach (Welcome House)
- Cumberland Valley LPC Street Outreach (KCEOC)
- FIVCO LPC Street Outreach (Shelter of Hope)
- Gateway LPC PSH (Welcome House)
- Gateway LPC Street Outreach (Welcome House)
- Lake Cumberland LPC PSH (Welcome House)
- Lake Cumberland LPC Street Outreach (Welcome House)
- Housing Connector Team Supportive Services Only (KHC)

# Unsheltered Set-Aside Projects

- Big Sandy LPC RRH (Mountain Comp. Care Ctr.)
- Bluegrass LPC PSH (Clark County Homeless Coalition)
- FIVCO LPC RRH (Shelter of Hope)
- Green River LPC PSH (Welcome House)
- Green River LPC Street Outreach (Welcome House)
- HMIS BoS Project (KHC)
- Northern Kentucky LPC Street Outreach (Welcome House)
- Pennyriple LPC PSH (Salvation Army Hopkinsville)
- Pennyriple LPC RRH (Salvation Army Hopkinsville)
- Pennyriple LPC Street Outreach (Salvation Army Hopkinsville)
- Planning Grant (KHC)