

# RECOVERY KENTUCKY CLIENTS

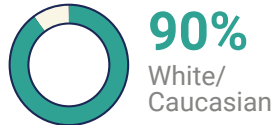
## RECOVERY CENTER OUTCOME STUDY INTAKE FACT SHEET - 2024

This fact sheet summarizes characteristics reported by 1,740 clients who participated in the Recovery Center Outcome Study and completed an intake assessment between July 2021 and June 2022.

### GENDER



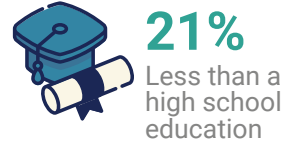
### RACE



### AGE




### EDUCATION



### EMPLOYMENT




### NUMBER OF POOR PHYSICAL HEALTH DAYS



### NUMBER OF POOR MENTAL HEALTH DAYS



### CHRONIC MEDICAL PROBLEMS

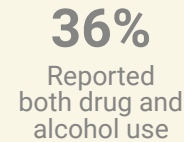


### CHRONIC PAIN



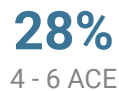
## Risk factors at intake

### SUBSTANCE USE 6 MONTHS BEFORE PROGRAM ENTRY\*




\* Among clients who were not in a controlled environment all 180 days before intake

### ADVERSE CHILDHOOD EXPERIENCES (ACE)



### MENTAL HEALTH 6 MONTHS BEFORE PROGRAM ENTRY



### CRIMINAL JUSTICE INVOLVEMENT 6 MONTHS BEFORE PROGRAM ENTRY

