

2009 Point-In-Time Count of Kentucky's Homeless

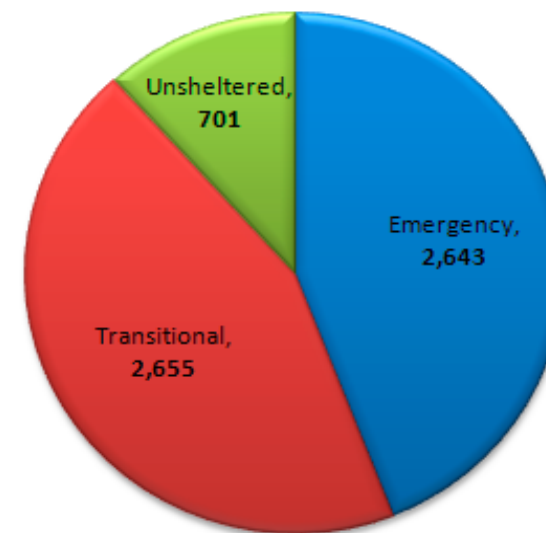
PLEASE NOTE: Two days prior to Kentucky's scheduled 2009 Point-In-Time Count of the state's homeless on January 29, Governor Steve Beshear declared an emergency due to a powerful winter storm that left almost 800,000 households and businesses without power. As a result, the count had to be modified and partially rescheduled. Although the data collected still provided important information, there is no doubt the weather altered the outcome of the 2009 Point-In-Time Count.

Every year Kentucky Housing Corporation (KHC), in cooperation with the Kentucky Interagency Council on Homelessness, the Coalition for the Homeless in Louisville, and the Central Kentucky Housing and Homeless Initiative in Lexington, conducts a statewide Point-In-Time Count. KHC is directed by the U.S. Department of Housing and Urban Development (HUD) to conduct a Point-In-Time Count of Kentucky's homeless every other year in 118 of Kentucky's 120 counties, excluding Fayette and Jefferson Counties (they conduct their own count). To more accurately count the homeless in Kentucky, KHC's Point-In-Time Count is conducted every year.

The Point-In-Time Count demonstrates the number of homeless people on a given day, at a specified time. Furthermore, findings from the homeless count document the need for resources for housing and services for homeless persons in each community.

The count also helps determine how much federal funding is awarded from HUD for homeless programs. KHC uses data collected during the count to assess progress and update *Kentucky's Ten-Year Plan to End Homelessness*.

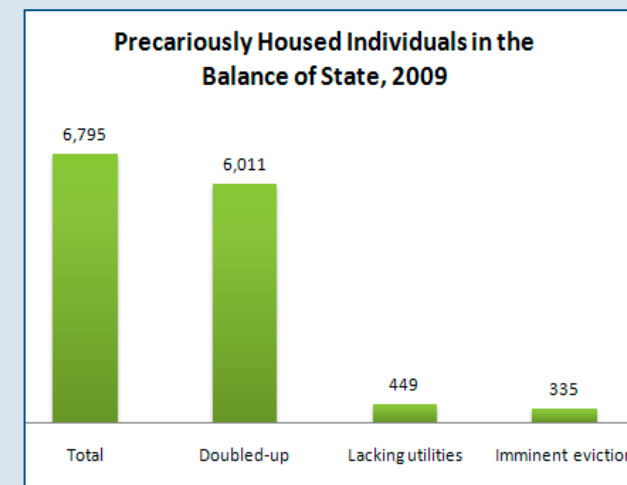
Sheltered vs. Unsheltered Homeless Individuals in Kentucky, 2009



THE UNSEEN HOMELESS IN KENTUCKY

Homelessness is just as prevalent in rural areas as it is in large cities. However, there are far fewer shelters in rural areas, making the homeless harder to identify and harder to serve. Individuals in rural areas are often said to be precariously housed. This means the persons are:

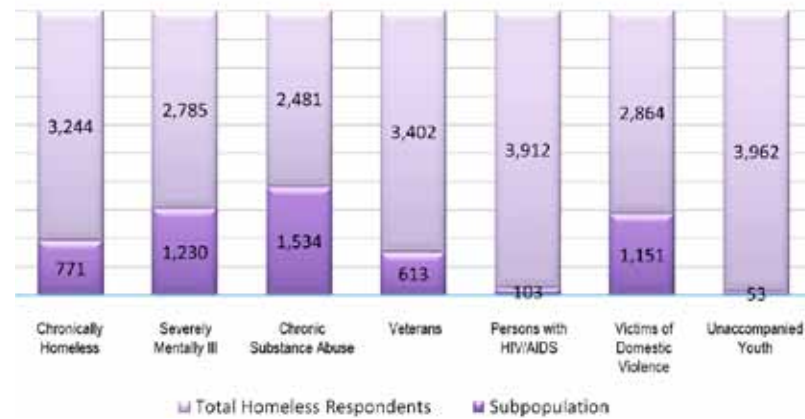
- Living in substandard housing conditions (no heat, plumbing, or kitchen facilities).
- Doubled-up or tripled-up with family or friends.
- Expecting eviction within seven days with no expectation of having a nighttime residence or a community support network to assist them.



The precariously housed traditionally have not been eligible for assistance because they do not meet the definition of homelessness used by federal housing programs. However, through the 2009 American Recovery and Reinvestment Act, the precariously housed can receive assistance to prevent homelessness with funds from Kentucky's Housing and Emergency Assistance Reaching The Homeless Program (KY HEARTH).

During this year's count, 6,795 persons, outside of Lexington and Louisville, were identified as being precariously housed.

Subpopulations of Homeless Respondents in Kentucky, 2009



HUD'S DEFINITION OF HOMELESSNESS

A person who:

- Is residing in places not meant for human habitation.
- Is residing in an emergency shelter.
- Is residing in transitional or supportive housing for homeless persons who originally came from the streets or emergency shelters.
- Is residing in any of the above places but is spending a short time (up to 30 consecutive days) in a hospital or other institution.
- Is being evicted within a week from a private dwelling unit and no subsequent residence has been identified and lacks resources and support networks needed to obtain housing.
- Is being discharged within a week from an institution, such as a mental health or substance abuse treatment facility or a jail/prison, in which the person has been a resident for more than 30 consecutive days and no subsequent residence has been identified and the person lacks the resources and support networks needed to obtain housing.
- Is fleeing a domestic violence housing situation and no subsequent residence has been identified and lacks the resources and support networks needed to obtain housing.

In addition to the criteria above, Kentucky's expanded definition of homelessness includes the precariously housed as defined previously in this document.

CHRONICALLY HOMELESS (HUD DEFINITION):

Adults who (1) have been homeless at least one year or more than four times in a three-year period and (2) are homeless alone (not with family, a spouse, or children) and (3) also report that they are disabled (developmentally or physically), mentally ill, or addicted to alcohol and/or drugs.

CONTINUUM OF CARE (COC): Refers to the comprehensive approach of addressing homelessness by providing an array of progressive housing programs and services. These programs are designed to promote the development of transitional and permanent supportive housing, as well as the provision of rental assistance and supportive services.

COC PROGRAMS INCLUDE:

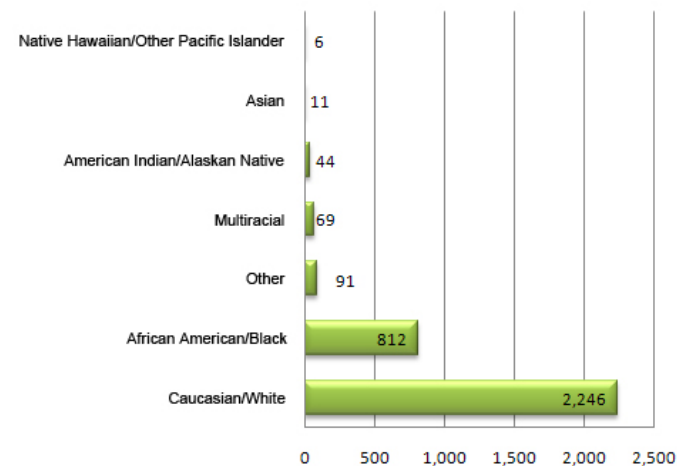
- Section 8 Moderate Rehabilitation for Single-Room Occupancy for Homeless Individuals
- Shelter Plus Care
- Supportive Housing

EMERGENCY SHELTER: Provides temporary housing for people who do not have a place to stay.

TRANSITIONAL HOUSING: The purpose of this type of housing is to facilitate the movement of homeless individuals and families to permanent housing. Transitional housing is time-limited, typically allowing residents to stay up to 24 months.

UNSHELTERED HOMELESS: Persons sleeping in a place not meant for human habitation—cars, parks, tents, sidewalks, abandoned buildings, etc.

Racial Identity of Homeless Respondents in Kentucky, 2009



1231 Louisville Road | Frankfort, KY 40601 | (502) 564-7630 | (800) 633-8896 | TTY - 711 | www.kyhousing.org

This document was produced without the use of state funds.

For more about Kentucky's initiatives to end homelessness in partnership with KHC, visit the Kentucky Interagency Council on Homelessness Web site, www.kyhomeless.org.



2009 Kentucky Point-in-Time Homeless Count County Statistics

	TOTAL Homeless		Emergency		Transitional		Unsheltered		Subpopulations					Precariously Housed				
	Adults	Children	Total*	Adults	Children	Total*	Adults	Children	Total*	Veterans	Chronic Substance Abuse	Severely Mentally Ill/HIV/AIDS	Persons with Domestic Violence	Chronically Homeless	Total Precariously Housed	Doubled-Up	Imminent Eviction	Substandard Housing
Total	5,999	948	361	2,643	694	2,655	399	87	701	613	1,534	1,230	1,151	671	6,795	6,011	335	449
Adair	41	5	-	19	15	34	2	-	2	-	10	15	9	-	254	245	6	3
Allen	5	1	-	1	2	3	1	-	1	2	2	-	1	2	28	28	-	-
Anderson	-	-	-	-	-	-	-	-	-	-	-	-	-	-	-	-	-	-
Ballard	-	-	-	-	-	-	-	-	-	-	-	-	-	-	-	-	-	-
Barren	-	-	-	-	-	-	-	-	-	-	-	-	-	-	28	28	-	-
Bath	7	-	-	-	-	-	7	-	7	-	1	-	-	1	4	4	-	-
Bell	27	-	-	7	10	17	10	10	10	1	1	1	1	1	119	116	3	-
Boone	39	6	2	8	4	4	22	5	27	1	10	7	5	4	99	93	6	-
Bourbon	10	-	-	-	2	5	4	1	5	3	6	7	1	3	14	4	6	4
Boyd	92	52	20	72	13	4	17	3	3	6	22	-	28	4	71	57	9	5
Boyle	2	2	-	2	-	-	-	-	1	-	-	-	-	-	4	-	-	4
Bracken	-	-	-	-	-	-	-	-	5	-	5	-	-	2	40	33	3	4
Breathitt	11	1	-	1	4	1	5	5	5	-	-	-	-	-	-	-	-	-
Breckinridge	1	-	-	1	-	1	-	-	-	-	-	-	-	-	-	-	-	-
Bullitt	160	9	6	15	43	60	103	28	42	5	15	-	7	2	281	206	75	-
Butler	-	-	-	-	-	-	-	-	-	-	-	-	-	-	30	30	-	-
Cadwell	-	-	-	-	-	-	-	-	-	-	-	-	-	-	-	-	-	-
Calloway	23	6	10	16	1	-	1	4	6	-	1	1	1	4	4	4	-	-
Campbell	83	21	13	34	44	4	48	1	1	29	44	32	1	22	26	12	8	6
Carlisle	-	-	-	-	-	-	-	-	-	-	-	-	-	-	-	-	-	-
Carroll	13	2	3	5	2	4	6	2	2	1	2	1	-	1	15	15	-	-
Carter	24	-	-	11	13	24	-	-	-	-	-	-	2	-	31	31	-	-
Casey	1	-	-	-	-	-	1	-	1	-	1	-	-	1	4	1	3	-
Christian	85	18	19	37	17	31	48	-	2	2	6	15	2	18	14	14	-	-
Clark	135	7	3	10	36	69	105	12	8	20	3	5	5	3	404	350	33	21
Clay	22	2	1	3	2	2	4	14	15	-	3	4	2	5	63	58	5	-
Clinton	1	1	-	1	-	-	-	-	-	-	-	1	-	1	80	78	-	2
Crittenden	-	-	-	-	-	-	-	-	-	-	-	-	-	-	-	-	-	-
Cumberland	-	-	-	-	-	-	-	-	-	-	-	-	-	-	-	-	-	-
Daviess	223	131	39	170	28	16	44	8	9	11	87	53	9	42	35	35	-	2
Edmonson	-	-	-	-	-	-	-	-	-	-	-	-	-	-	37	32	5	-
Elliott	5	-	-	-	-	-	-	5	5	-	-	1	-	-	29	29	-	-
Estill	15	-	-	-	2	1	3	12	12	1	9	5	2	6	30	18	-	12
Fayette	1310	-	-	485	-	-	765	-	60	142	462	97	18	209	188	-	-	-
Fleming	-	-	-	-	-	-	-	-	-	-	-	-	-	-	-	-	-	-
Floyd	36	7	2	9	11	15	26	1	1	4	4	1	-	8	8	8	-	7
Franklin	87	26	8	34	22	30	52	1	3	13	19	-	23	9	54	32	15	-
Fulton	-	-	-	-	-	-	-	-	-	-	-	-	-	-	-	-	-	-
Gallatin	3	-	-	-	-	-	-	2	3	-	-	-	-	-	-	-	-	-
Garrard	35	17	18	35	-	-	-	-	1	-	-	-	-	-	26	24	-	-
Grant	4	1	1	1	2	3	-	-	-	-	-	-	-	1	52	52	-	2
Graves	25	15	4	19	2	4	6	-	5	9	7	2	4	4	34	34	-	-
Grayson	1	-	-	-	1	-	1	-	-	-	-	1	-	-	1	1	-	-
Green	8	-	-	-	6	2	8	-	-	-	-	-	-	-	47	35	-	12
Greenup	18	9	5	14	-	-	-	1	3	4	2	-	2	-	104	94	10	-
Hancock	-	-	-	-	-	-	-	-	-	-	-	-	-	-	-	-	-	-
Hardin	13	-	-	-	11	-	11	2	2	1	11	13	-	10	2	-	-	-
Harlan	21	20	-	20	-	-	-	1	4	10	7	1	1	2	168	135	25	8
Harrison	5	-	-	-	-	-	-	4	5	2	2	1	-	-	3	3	-	-
Hart	2	1	-	1	-	-	-	1	1	1	1	2	-	2	-	-	-	-
Henderson	32	11	-	11	21	-	21	-	2	13	3	2	8	-	27	27	-	1
Henry	-	-	-	-	-	-	-	-	-	-	-	-	-	-	37	35	-	-
Hickman	1	-	-	-	1	-	1	-	1	-	1	-	1	-	7	7	-	-
Hopkins	1	-	-	-	-	-	-	1	1	-	1	-	-	-	-	-	-	-
Jackson	11	-	-	-	-	-	-	11	11	-	1	-	-	3	37	30	-	7
Jefferson	1,515	-	-	849	-	-	512	-	154	318	481	562	44	399	-	-	-	-
Jessamine	60	-	-	-	21	34	55	5	5	2	6	5	-	17	36	36	-	-
Johnson	2	-	-	-	1	1	-	-	-	-	-	-	-	-	12	12	-	-
Kenton	250	102	19	121	49	46	95	31	34	29	85	76	2	45	534	524	8	2
Knott	12	1	-	1	2	3	5	6	6	-	1	2	-	6	106	99	-	7
Knox	8	6	2	8	-	-	-	-	-	-	1	-	-	1	71	60	-	11
Larue	1	1	-	1	-	-	-	-	-	-	-	-	-	-	-	-	-	-
Laurel	56	35	15	50	1	2	3	3	3	2	5	6	6	1	8	4	3	1
Lawrence	1	-	-	-	-	-	-	1	1	-	-	-	-	-	39	39	-	-
Lee	6	-	-	-	3	3	6	-	-	-	-	-	-	-	6	4	-	-
Leslie	15	-	-	-	7	4	11	4	4	-	2	2	-	-	85	65	-	20
Letcher	18	-	-	-	1	-	1	16	17	1	10	5	4	3	92	61	2	29
Lewis	105	6	5	11	45	42	87	2	5	7	2	10	-	-	238	231	7	-
Lincoln	26	17	9	26	-	-	-	-	-	-	-	-	-	-	27	6	-	21
Livingston	-	-	-	-	-	-	-	-	-	-	-	-	-	-	-	-	-	-
Logan	12	9	1	10	2	-	2	-	3	4	7	-	2	6	32	32	-	-
Lyon	1	-	-	-	1	-	1	-	1	-	-	-	-	-	-	-	-	-
Madison	93	8	6	14	27	30	57	16	6	22	11	10	12	3	111	73	19	19
Magoffin	8	1	1	3	4	7	-	-	1	1	1	1	-	-	18	18	-	-
Marion	20	11	8	19	1	-	1	-	-	-	1	1	4	1	9	9	-	-
Marshall	9	1	1	2	3	4	7	-	2	2	2	1	2	1	1	1	-	-
Martin	-	-	-	-	-	-	-	-	-	-	-	-	-	-	5	5	-	-
Martin	-	-	-	-	-	-	-	-	-	-	-	-	-	-	3	3	-	-
Mason	25	13	9	22	1	2	3	-	-	3	8	-	13	2	33	31	2	-
McCracker	175	91	18	109	28	23	51	11	4	15	20	29	8	30	21	15	6	-
McCreary	5	1	-	1	1	-	1	3	3	-	3	5	-	2	283	262	5	16
McLean	-	-	-	-	-	-	-	-	-	-	-	-	-	-	-	-	-	-
Mead	-	-	-	-	-	-	-	-	-	-	-	-	-	-	-	-	-	-
Mead	-	-	-	-	-	-	-	-	-	-	-	-	-	-	-	-	-	-
Mentifee	4	-	-	-	1	-	1	3	3	-	-	-	-	-	12	12	-	-
Mercer	17	13	-	13	1	3	4	-	-	-	1	1	1	-	7	-	7	-
Meigs	23	18	2	20	-	-	-	3	3	-	1	2	2	2	13	13	-	-
Monroe	-	-	-	-	-	-	-	-	-	-	-	-	-	-	17	9	-	8
Montgomery	36	19	2	21	6	6	12	2	1	3	4	2	5	-	120	120	-	-
Morgan	-	-	-	-	-	-	-	-	-	-	-	-	-	-	-	-	-	-
Muhlenberg	-	-	-	-	-	-	-	-	-	-	-	-	-	-	-	-	-	-
Nelson	-	-	-	-	-	-	-	-	-	-	-	-	-	-	3	3	-	-
Nicholas	1	-	-	-	-	-	-	1	1	-	1	-	-	-	-	-	-	-
Ohio	3	-	-	2	34	48	82	2	4	1	13	12	-	13	8	8	-	2
Oldham	88	2	-	-	-	-	-	-	-	-	-	-	-	-	141	135	3	3
Owen	-	-	-	-	-	-	-	-	-	-	-	-	-	-	9	5	-	4
Owsley	-	-	-	-	-	-	-	-	-	-	-	-	-	-	7	2	-	5
Pendleton	2	-	-	-	-	-	-	2	2	-	1	-	1	-	6	6	-	-
Perry	193	58	32	90	37	34	71	29	3	32	29	49	1	39	774	717	29	28
Pike	48	15	6	21	10	10	20	6	1	7	8	9	-	8	73	62	3	8
Powell	17	-	-	-	4	6	10	7	-	7	3	4	-	2	5	3	-	2
Pulaski	90	12	5	17	23	20	43	14	16	30	2	6	36	5	198	182	9	7
Robertson	-	-	-	-	-	-	-	-	-	-	-	-	-	-	-	-	-	-
Rockcastle	32	19	9	28	-	-												