

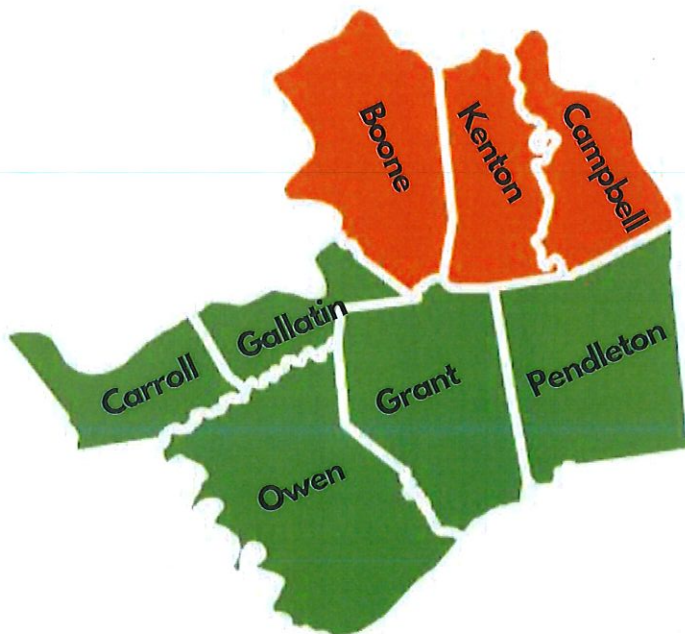
WELCOME HOME



Welcome! We're glad you're here.


Thank you for participating in this NKY Housing Study Data Walk. We invite you to complete this Data Walk feedback guide as you walk.

The information collected in this guide is anonymous and will in no way be connected to your identity .



How long have you lived in the Northern Kentucky region?

INCOME- ALIGNED HOUSING



WHAT'S MY HOUSING COST BURDEN?

Monthly Rent
or Mortgage

Monthly
Income

X 100% =

Percentage of
Housing Cost
Burden

Please help us understand your housing experience
by answering the following questions below.

Number of
individuals in
household

Number of
individuals
contributing to
household
income

Current Zip
code

Percentage of
Housing Cost
Burden

INCOME RANGES



How do you represent our region?

Please select the choice that best describes you.

IDENTIFIED GENDER	HOUSEHOLD INCOME	RACE/ ETHNICITY	PARTNERSHIP STATUS	AGE RANGE
<p>How do you describe your gender?</p> <p><input type="checkbox"/> Man</p> <p><input type="checkbox"/> Non-Binary</p> <p><input type="checkbox"/> Woman</p> <p><input type="checkbox"/> Prefer to self-describe, below:</p> <div data-bbox="126 1398 358 1541" style="border: 1px solid black; height: 68px; width: 143px;"></div>	<p>What is your household's income range?</p> <p><input type="checkbox"/> \$0 - \$9,999</p> <p><input type="checkbox"/> \$10,000 - \$19,999</p> <p><input type="checkbox"/> \$20,000 - \$29,999</p> <p><input type="checkbox"/> \$30,000 - \$39,999</p> <p><input type="checkbox"/> \$40,000 - \$49,999</p> <p><input type="checkbox"/> \$50,000 - \$59,999</p> <p><input type="checkbox"/> \$60,000 - \$69,999</p> <p><input type="checkbox"/> \$70,000 - \$79,999</p> <p><input type="checkbox"/> \$80,000 - \$89,999</p> <p><input type="checkbox"/> \$90,000 - \$99,999</p> <p><input type="checkbox"/> \$100,000 or more</p>	<p>Which race or ethnicity best describes you?</p> <p><input type="checkbox"/> American Indian or Alaskan Native</p> <p><input type="checkbox"/> Asian/Pacific Islander</p> <p><input type="checkbox"/> Black or African American</p> <p><input type="checkbox"/> Hispanic</p> <p><input type="checkbox"/> White/Caucasian</p> <p><input type="checkbox"/> Multiple ethnicity</p> <p><input type="checkbox"/> Prefer to self-describe, below:</p> <div data-bbox="711 1738 943 1896" style="border: 1px solid black; height: 75px; width: 143px;"></div>	<p>What is your marital status?</p> <p><input type="checkbox"/> Widowed</p> <p><input type="checkbox"/> Married</p> <p><input type="checkbox"/> Separated</p> <p><input type="checkbox"/> Divorced</p> <p><input type="checkbox"/> Never Married</p>	<p>What is your age range?</p> <p><input type="checkbox"/> 18 to 24</p> <p><input type="checkbox"/> 25 to 34</p> <p><input type="checkbox"/> 35 to 44</p> <p><input type="checkbox"/> 45 to 54</p> <p><input type="checkbox"/> 55 to 64</p> <p><input type="checkbox"/> 65 +</p>

Providing this information helps us to better understand who is participating in the Data Walk and ensures that diverse perspectives are considered.

CURRENT HOUSING NEED



Tell us about your current housing situation.

What best describes your current housing situation?

Homeowner

Renter

Living with others without paying rent or mortgage

Living with others, paying rent or mortgage

Other:

Do you have enough bedrooms for your household members?

Have you received support paying your monthly rent or mortgage?

Just the right amount

Yes, in the past 6 months

Need more bedrooms

Yes, in the last 2 years


Need less bedrooms

Yes, in the last 5 years


No, I'm not sure how to get support

No, it's not been necessary

How satisfied are you with your current housing situation?



FUTURE HOUSING



How long have you lived in your current housing unit?

- Less than 6 months
- Less than 1 year
- 2-4 years
- 5 years or more

When do you plan to move?

- As soon as possible
- In the next year
- 2 years or later
- I don't plan to move

Check the top 5 priorities you have when choosing a home.

- Income-aligned monthly payment
- Close to bus/transit stops
- Close to work
- Close to family and friends
- Close to preferred schools/child care
- Close to healthcare facilities
- Accessible for disabilities
- Number of bedrooms
- Accepts Section 8 Housing Voucher
- Walking distance to stores
- Close to recreational activities
- Like the neighborhood
- Other

RENTAL HOUSING



If finances weren't a barrier, would you prefer to rent or own a home?

- Rent
- Own


If you were to rent, what type of housing unit would you prefer?

- Single Family House
- Apartment
- Condominium

If you were to rent, would you prefer to rent in your current neighborhood or somewhere else?

- Current neighborhood
- A different neighborhood

IMPORTANT POINTS



What part of the region do you live in?

- Northern Counties
- Southern Counties



Would you move to another part of the region for income-aligned housing?

- Yes
- No

Do you live and work in the same county?

- Yes
- No
- Disabled
- Retired
- Not currently employed

How far are you willing to commute to work?

- Within public transportation lines
- Walking/biking distance
- 15-minute drive (30 mins total)
- 30-minute drive (1 hour total)
- 1 hour drive (2 hours total)

YOUR VOICE MATTERS



Are you interested in participating in more Housing Study events?

Yes

No

If you answered yes, what type of activities would interest you?

Focus Groups

Community Meetings

Local Champions

Thank you for sharing your experience.

Please see a Data Walk volunteer to turn in your form and complete paperwork to receive your participation stipend.